

FISHWAY STATUS REPORT - JOHN DAY DAM

Date: 1/15/2022

Inspection Period: 1/9/2022 thru 1/15/2022



**US Army Corps
of Engineers**
Portland District

JD/WC Project-Fisheries
P.O. Box 823
Rufus, Oregon 97050
Phone: 541-506-7860

All JD Fishways are inspected twice per day during fish passage season, Mar. 1 - Nov. 30.
Additional and frequent monitoring, of the PLC displays in SMF Fisheries Office, as necessary.

John Day Dam	Inspection OOC	Criteria Limit	Total Number of Inspections: 5				Temperature:	37.1 F
							Secchi:	5.0 Ft.
NORTH FISHWAY								
Exit differential	0	≤ 0.5'						
Exit Control weirs	0	High setting	NFL Taken OOS for Winter Maintenance on 12-6-21					
Count station differential	0	≤ 0.3'						
Entrance differential	0	1.0' - 2.0'	AVG (Ft.)	N/A				
SOUTH FISHWAY								
Exit differential	0	≤ 0.5'						
Exit Control weirs	0	Mid setting	Mid setting is normal					
Count station differential	0	≤ 0.3'						
Weir crest depth (US gauge)	0	1.0' ± 0.1'						
South entrance differential	0	1.0' - 2.0'	AVG (Ft.)	1.3				
Entrance weir SE1	0	depth (≥ 8')	AVG (Ft.)	8.6				
Collection channel velocity	0	1.5 - 4 fps	AVG (Ft.)	2.71				
N. Entrance PH(Bay 19)differential	0	1.0' - 2.0'	AVG (Ft.)	1.7				
Entrance weir NE1	0	depth (≥ 8')	AVG (Ft.)	10.0				
Entrance weir NE2	0	depth (≥ 8')	AVG (Ft.)	9.9				
JUVENILE PASSAGE								
Forebay/bypass conduit differential	0	4.0' - 5.0'	AVG (Ft.)	4.3				
Submersible traveling screens	0	visual inspect	STSs being removed for winter maintenance					
Turbine trashrack drawdown	0	<1.5', wkly						
Vert barrier screen drawdown	0	<1.5', wkly						
Spill volume	0	per FPP	Avg (kcfs)	0.0	Avg %	0.0		
Spill pattern	0	per FPP						
Turbine Unit Priority	0	per FPP						
Turbine 1% Efficiency	0	per FPP						

Fisheries Related Operations

Smolt Monitoring Operations:

Adult Ladder Operations:

South fish ladder is operating within criteria. North fish ladder was dewatered on 12/6.

Project Operations:

Current outages: North Fish Ladder, SMF, MU3, MU7, MU12

Maintenance:

Winter maintenance continues on North Fish Ladder

Calibration:

All gauges within the 0.3' criteria.

Bird Data:

Cormorant numbers are steady about 30, mainly roosting on rocks in SW2 and SW3 or towers in PHFB. Gull numbers minimal, few foraging in the tailrace in PH1 and PH3. A pelican seen occasionally resting on Preacher's Island or PH3. Grebes have dispersed. (see 'Bird Count' tab for details). Bird counts are not currently conducted Friday-Sunday.

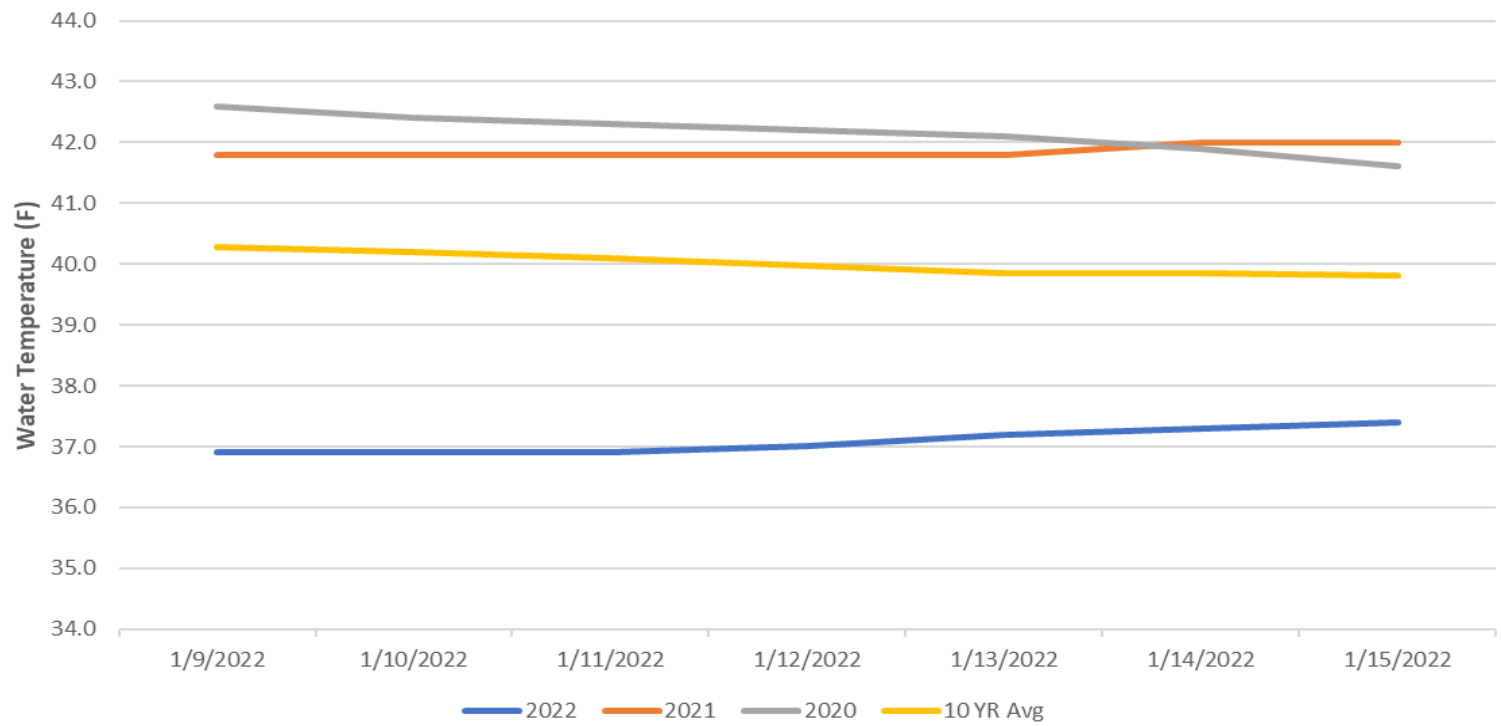
8 of 125 avian lines down, will need to be replaced

Pelicans on Preacher's Island: averaged 0 per day

Research:

None

John Day Dam Water Temperature (F)



JDA Collection Channel Velocity

FPP Criteria: 1.5–4.0 feet per second (2 fps optimum)

Date	Measurement Location	Speed (ft/sec)	SFL Turbine RPMs (1,2,3)	Bay 19 TW (ft)
1/10/2022	Unit 4	2.68	0,68,68	160.8
1/10/2022	Unit 12	2.75	0,68,68	160.8

Average Weekly Velocity (ft/sec)	2.71
----------------------------------	------

JOHN DAY WEEKLY AVERAGES

	NE1 (Ft)	NE2 (Ft)	S.Ent (Ft)	SE1 (Ft)	N.Ent (Ft)	JBS Diff (Ft)	Bay19 (Ft)	Spill Vol. (kcfs)	Spill %	# Spillbays
Sunday	10.0	10.0	1.4	8.7		4.3	1.8	0.0	0.0	0
Monday	10.4	10.3	1.3	8.7		4.4	1.3	0.0	0.0	0
Tuesday	9.9	9.8	1.2	8.5		4.2	1.7	0.0	0.0	0
Wednesday	9.6	9.5	1.4	8.1		4.2	1.7	0.0	0.0	0
Thursday										
Friday	10.1	10.0	1.4	8.8		4.3	1.8	0.0	0.0	0
Saturday										
AVG:	10.0	9.9	1.3	8.6	N/A	4.3	1.7	0.0	0.0	0.0

	Temp (F)	Secchi (Ft)	Fallbacks	Average # of Pelicans on Island Per Day
Sunday	36.9	5.0	N/A	
Monday	36.9	5.0	N/A	0
Tuesday	36.9	5.0	N/A	0
Wednesday	37.0	5.0	N/A	0
Thursday	37.2		N/A	
Friday	37.3	5.0	N/A	
Saturday	37.4		N/A	
AVG	37.1	5.0	N/A	0

John Day Dam
Avian Zones



JDA Bird Counts: 1/9/22 to 1/15/22

F(1): Forage AM survey F(2): Forage PM Survey NF(1): Non-Forage AM Survey NF(2): Non-Forage PM Survey

Date	Zone	Gulls				Cormorant				Caspian tern				White Pelican				Grebe				Total
		F(1)	F(2)	NF(1)	NF(2)	F(1)	F(2)	NF(1)	NF(2)	F(1)	F(2)	NF(1)	NF(2)	F(1)	F(2)	NF(1)	NF(2)	F(1)	F(2)	NF(1)	NF(2)	
9-Jan	PHFB	NC	NC	NC	NC	NC	NC	NC	NC	NC	NC	NC	NC	NC	NC	NC	NC	NC	NC	NC	NC	NC
9-Jan	SWFB	NC	NC	NC	NC	NC	NC	NC	NC	NC	NC	NC	NC	NC	NC	NC	NC	NC	NC	NC	NC	NC
9-Jan	PH1	NC	NC	NC	NC	NC	NC	NC	NC	NC	NC	NC	NC	NC	NC	NC	NC	NC	NC	NC	NC	NC
9-Jan	PH2	NC	NC	NC	NC	NC	NC	NC	NC	NC	NC	NC	NC	NC	NC	NC	NC	NC	NC	NC	NC	NC
9-Jan	PH3	NC	NC	NC	NC	NC	NC	NC	NC	NC	NC	NC	NC	NC	NC	NC	NC	NC	NC	NC	NC	NC
9-Jan	SW1	NC	NC	NC	NC	NC	NC	NC	NC	NC	NC	NC	NC	NC	NC	NC	NC	NC	NC	NC	NC	NC
9-Jan	SW2	NC	NC	NC	NC	NC	NC	NC	NC	NC	NC	NC	NC	NC	NC	NC	NC	NC	NC	NC	NC	NC
9-Jan	SW3	NC	NC	NC	NC	NC	NC	NC	NC	NC	NC	NC	NC	NC	NC	NC	NC	NC	NC	NC	NC	NC
Total/Survey		NC		NC		NC		NC		NC		NC		NC		NC		NC		NC		
10-Jan	PHFB	0	0	0	0	0	0	11	0	0	0	0	0	0	0	0	0	0	0	0	0	11
10-Jan	SWFB	0	0	10	0	0	0	0	0	0	0	0	0	0	0	0	0	0	0	0	0	10
10-Jan	PH1	0	0	0	0	4	0	0	0	0	0	0	0	0	0	0	0	0	0	0	0	4
10-Jan	PH2	0	0	0	0	0	0	0	0	0	0	0	0	0	0	0	0	0	0	0	0	0
10-Jan	PH3	0	0	0	0	0	0	0	0	0	0	0	0	0	0	0	0	0	0	0	0	0
10-Jan	SW1	0	0	0	0	4	0	0	0	0	0	0	0	0	0	0	0	0	0	0	0	4
10-Jan	SW2	0	0	0	0	0	0	0	0	0	0	0	0	0	0	0	0	0	0	0	0	0
10-Jan	SW3	0	0	0	0	0	0	21	0	0	0	0	0	0	0	0	0	0	0	0	0	21
Total/Survey		0		10		8		32		0		0		0		0		0		0		50
11-Jan	PHFB	0	0	0	0	0	0	0	0	0	0	0	0	0	0	0	0	0	0	0	0	0
11-Jan	SWFB	0	0	0	0	0	0	0	0	0	0	0	0	0	0	0	0	0	0	0	0	0
11-Jan	PH1	0	0	1	0	0	0	0	0	0	0	0	0	0	0	0	0	0	0	0	0	1
11-Jan	PH2	0	0	0	0	0	0	0	0	0	0	0	0	0	0	0	0	0	0	0	0	0
11-Jan	PH3	3	0	0	0	0	0	0	0	0	0	0	0	0	0	1	0	0	0	0	0	4
11-Jan	SW1	0	0	0	0	0	0	0	0	0	0	0	0	0	0	0	0	0	0	0	0	0
11-Jan	SW2	0	0	0	0	0	0	39	0	0	0	0	0	0	0	0	0	0	0	0	0	39
11-Jan	SW3	0	0	0	0	0	0	0	0	0	0	0	0	0	0	0	0	0	0	0	0	0
Total/Survey		3		1		0		39		0		0		0		1		0		0		44
12-Jan	PHFB	0	0	0	0	1	0	0	0	0	0	0	0	0	0	0	0	0	0	0	0	1
12-Jan	SWFB	0	0	0	0	0	0	0	0	0	0	0	0	0	0	0	0	0	0	0	0	0
12-Jan	PH1	0	0	1	0	0	0	0	0	0	0	0	0	0	0	0	0	0	0	0	0	1
12-Jan	PH2	2	0	0	0	0	0	0	0	0	0	0	0	0	0	0	0	0	0	0	0	2
12-Jan	PH3	0	0	0	0	0	0	0	0	0	0	0	0	0	0	1	0	0	0	0	0	1
12-Jan	SW1	0	0	0	0	2	0	0	0	0	0	0	0	0	0	0	0	0	0	0	0	2
12-Jan	SW2	0	0	0	0	0	0	46	0	0	0	0	0	0	0	0	0	0	0	0	0	46
12-Jan	SW3	0	0	0	0	0	0	0	0	0	0	0	0	0	0	0	0	0	0	0	0	0
Total/Survey		2		1		3		46		0		0		0		1		0		0		53

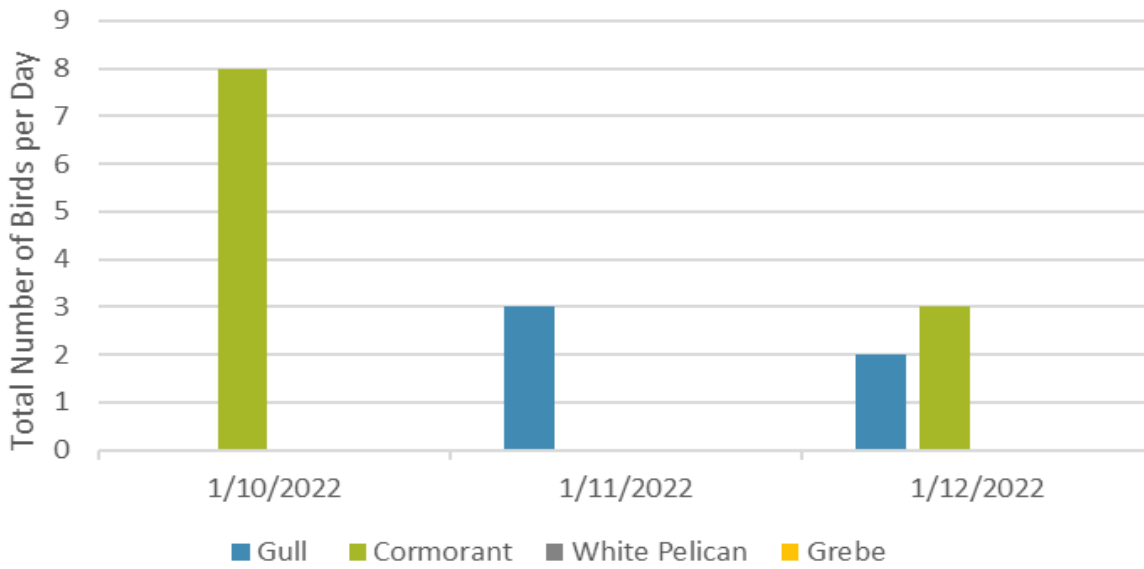
JDA Bird Counts: 1/13/22 to 1/15/22

F(1): Forage AM survey F(2): Forage PM Survey NF(1): Non-Forage AM Survey NF(2): Non-Forage PM Survey

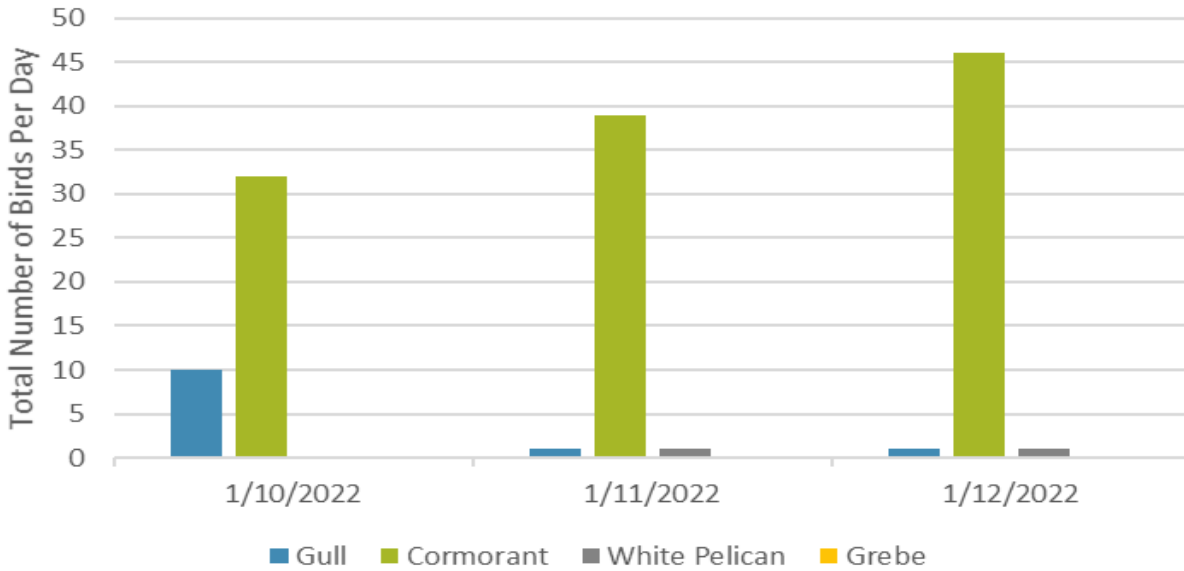
Date	Zone	Gulls				Cormorant				Caspian tern				White Pelican				Grebe				Total
		F(1)	F(2)	NF(1)	NF(2)	F(1)	F(2)	NF(1)	NF(2)	F(1)	F(2)	NF(1)	NF(2)	F(1)	F(2)	NF(1)	NF(2)	F(1)	F(2)	NF(1)	NF(2)	
13-Jan	PHFB	NC	NC	NC	NC	NC	NC	NC	NC	NC	NC	NC	NC	NC	NC	NC	NC	NC	NC	NC	NC	NC
13-Jan	SWFB	NC	NC	NC	NC	NC	NC	NC	NC	NC	NC	NC	NC	NC	NC	NC	NC	NC	NC	NC	NC	NC
13-Jan	PH1	NC	NC	NC	NC	NC	NC	NC	NC	NC	NC	NC	NC	NC	NC	NC	NC	NC	NC	NC	NC	NC
13-Jan	PH2	NC	NC	NC	NC	NC	NC	NC	NC	NC	NC	NC	NC	NC	NC	NC	NC	NC	NC	NC	NC	NC
13-Jan	PH3	NC	NC	NC	NC	NC	NC	NC	NC	NC	NC	NC	NC	NC	NC	NC	NC	NC	NC	NC	NC	NC
13-Jan	SW1	NC	NC	NC	NC	NC	NC	NC	NC	NC	NC	NC	NC	NC	NC	NC	NC	NC	NC	NC	NC	NC
13-Jan	SW2	NC	NC	NC	NC	NC	NC	NC	NC	NC	NC	NC	NC	NC	NC	NC	NC	NC	NC	NC	NC	NC
13-Jan	SW3	NC	NC	NC	NC	NC	NC	NC	NC	NC	NC	NC	NC	NC	NC	NC	NC	NC	NC	NC	NC	NC
Total/Survey		NC	NC	NC	NC	NC	NC	NC	NC	NC	NC	NC	NC	NC	NC	NC	NC	NC	NC	NC	NC	NC
14-Jan	PHFB	NC	NC	NC	NC	NC	NC	NC	NC	NC	NC	NC	NC	NC	NC	NC	NC	NC	NC	NC	NC	NC
14-Jan	SWFB	NC	NC	NC	NC	NC	NC	NC	NC	NC	NC	NC	NC	NC	NC	NC	NC	NC	NC	NC	NC	NC
14-Jan	PH1	NC	NC	NC	NC	NC	NC	NC	NC	NC	NC	NC	NC	NC	NC	NC	NC	NC	NC	NC	NC	NC
14-Jan	PH2	NC	NC	NC	NC	NC	NC	NC	NC	NC	NC	NC	NC	NC	NC	NC	NC	NC	NC	NC	NC	NC
14-Jan	PH3	NC	NC	NC	NC	NC	NC	NC	NC	NC	NC	NC	NC	NC	NC	NC	NC	NC	NC	NC	NC	NC
14-Jan	SW1	NC	NC	NC	NC	NC	NC	NC	NC	NC	NC	NC	NC	NC	NC	NC	NC	NC	NC	NC	NC	NC
14-Jan	SW2	NC	NC	NC	NC	NC	NC	NC	NC	NC	NC	NC	NC	NC	NC	NC	NC	NC	NC	NC	NC	NC
14-Jan	SW3	NC	NC	NC	NC	NC	NC	NC	NC	NC	NC	NC	NC	NC	NC	NC	NC	NC	NC	NC	NC	NC
Total/Survey		NC	NC	NC	NC	NC	NC	NC	NC	NC	NC	NC	NC	NC	NC	NC	NC	NC	NC	NC	NC	NC
15-Jan	PHFB	NC	NC	NC	NC	NC	NC	NC	NC	NC	NC	NC	NC	NC	NC	NC	NC	NC	NC	NC	NC	NC
15-Jan	SWFB	NC	NC	NC	NC	NC	NC	NC	NC	NC	NC	NC	NC	NC	NC	NC	NC	NC	NC	NC	NC	NC
15-Jan	PH1	NC	NC	NC	NC	NC	NC	NC	NC	NC	NC	NC	NC	NC	NC	NC	NC	NC	NC	NC	NC	NC
15-Jan	PH2	NC	NC	NC	NC	NC	NC	NC	NC	NC	NC	NC	NC	NC	NC	NC	NC	NC	NC	NC	NC	NC
15-Jan	PH3	NC	NC	NC	NC	NC	NC	NC	NC	NC	NC	NC	NC	NC	NC	NC	NC	NC	NC	NC	NC	NC
15-Jan	SW1	NC	NC	NC	NC	NC	NC	NC	NC	NC	NC	NC	NC	NC	NC	NC	NC	NC	NC	NC	NC	NC
15-Jan	SW2	NC	NC	NC	NC	NC	NC	NC	NC	NC	NC	NC	NC	NC	NC	NC	NC	NC	NC	NC	NC	NC
15-Jan	SW3	NC	NC	NC	NC	NC	NC	NC	NC	NC	NC	NC	NC	NC	NC	NC	NC	NC	NC	NC	NC	NC
Total/Survey		NC	NC	NC	NC	NC	NC	NC	NC	NC	NC	NC	NC	NC	NC	NC	NC	NC	NC	NC	NC	NC

Totals	Gulls		Cormorant		Caspian tern		White Pelican		Grebe		Total
	F	NF	F	NF	F	NF	F	NF	F	NF	
Weekly Total	5	12	11	117	0	0	0	2	0	0	147
Avg/Survey	1	2	2	17	0	0	0	0	0	0	21

Foraging Piscivorous Birds



Non-Foraging Piscivorous Birds





Bald Eagle at JDA 1/12/22