

FISHWAY STATUS REPORT - JOHN DAY DAM

Date: 3/13/2021

Inspection Period: 3/7/2021 thru 3/13/2021



**US Army Corps
of Engineers**
Portland District

JD/WC Project-Fisheries
P.O. Box 823
Rufus, Oregon 97050
Phone: 541-506-7860

All JD Fishways are inspected twice per day during fish passage season, Mar. 1 - Nov. 30.
Additional and frequent monitoring, of the PLC displays in SMF Fisheries Office, as necessary.

John Day Dam	Inspection OOC	Criteria Limit	Total Number of Inspections: 14				Temperature:	41.7 F
						Secchi:	6.0 Ft.	

NORTH FISHWAY

Exit differential	0	≤ 0.5'							
Exit Control weirs	0	High setting	High setting is normal						
Count station differential	0	≤ 0.3'							
Entrance differential	0	1.0' - 2.0'	AVG (Ft.)	1.5					

SOUTH FISHWAY

Exit differential	0	≤ 0.5'							
Exit Control weirs	0	Mid setting	Mid setting is normal						
Count station differential	0	≤ 0.3'							
Weir crest depth (US gauge)	0	1.0' ± 0.1'							
South entrance differential	0	1.0' - 2.0'	AVG (Ft.)	1.5					
Entrance weir SE1	0	depth (≥ 8')	AVG (Ft.)	9.4					
Collection channel velocity	0	1.5 - 4 fps	AVG (Ft.)	2.90					
N. Entrance PH(Bay 19)differential	0	1.0' - 2.0'	AVG (Ft.)	1.7					
Entrance weir NE1	0	depth (≥ 8')	AVG (Ft.)	10.1					
Entrance weir NE2	0	depth (≥ 8')	AVG (Ft.)	9.9					

JUVENILE PASSAGE

Forebay/bypass conduit differential	0	4.0' - 5.0'	AVG (Ft.)	4.6					
Submersible traveling screens	0	visual inspect	Next Visual Inspection 3/22-3/25						
Turbine trashrack drawdown	0	<1.5', wkly							
Vert barrier screen drawdown	0	<1.5', wkly							
Spill volume	0	per FPP	AVG (kcfs)	OOS	Avg %	OOS			
Spill pattern	0	per FPP							
Turbine Unit Priority	0	per FPP							
Turbine 1% Efficiency	0	per FPP							

Fisheries Related Operations

Smolt Monitoring Operations:

Smolt Monitoring Facility RTS February 23. Condition sampling started March 2nd.

Adult Ladder Operations:

JD South Adult Fishway RTS February 25.

JD North Adult Fishway RTS January 15.

Project Operations:

Current outages: MU5, MU7, MU12, MU16. JBS RTS February 25. Navlock annual maintenance SOOS 3/6 ETR 3/21.

Tailwater Average Weekly TDG: 104.7

Maintenance:

JD North Fishway's pump 4 has been pulled for maintenance. - JD Maintenance continue repairs of AWS fish pump 4. RTS has yet TBD.

Calibration - All gauges within the 0.3' criteria.

Bird Data:

Steady number of DCCO. (see 'Bird Count' tab for details).

1 of 125 avian lines down, will need to be replaced

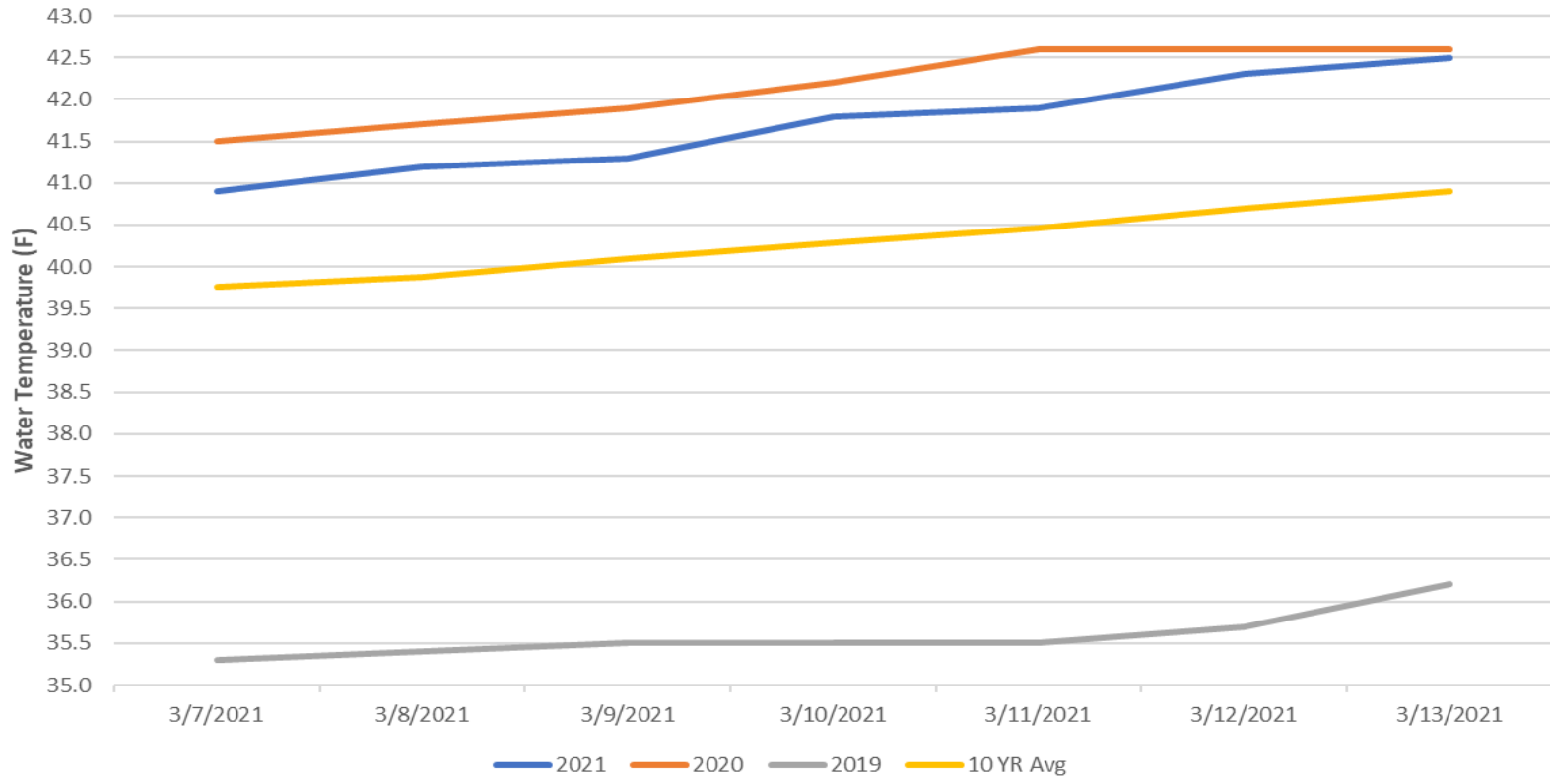
Pelicans on Preacher's Island: averaged 0 per day

Research:

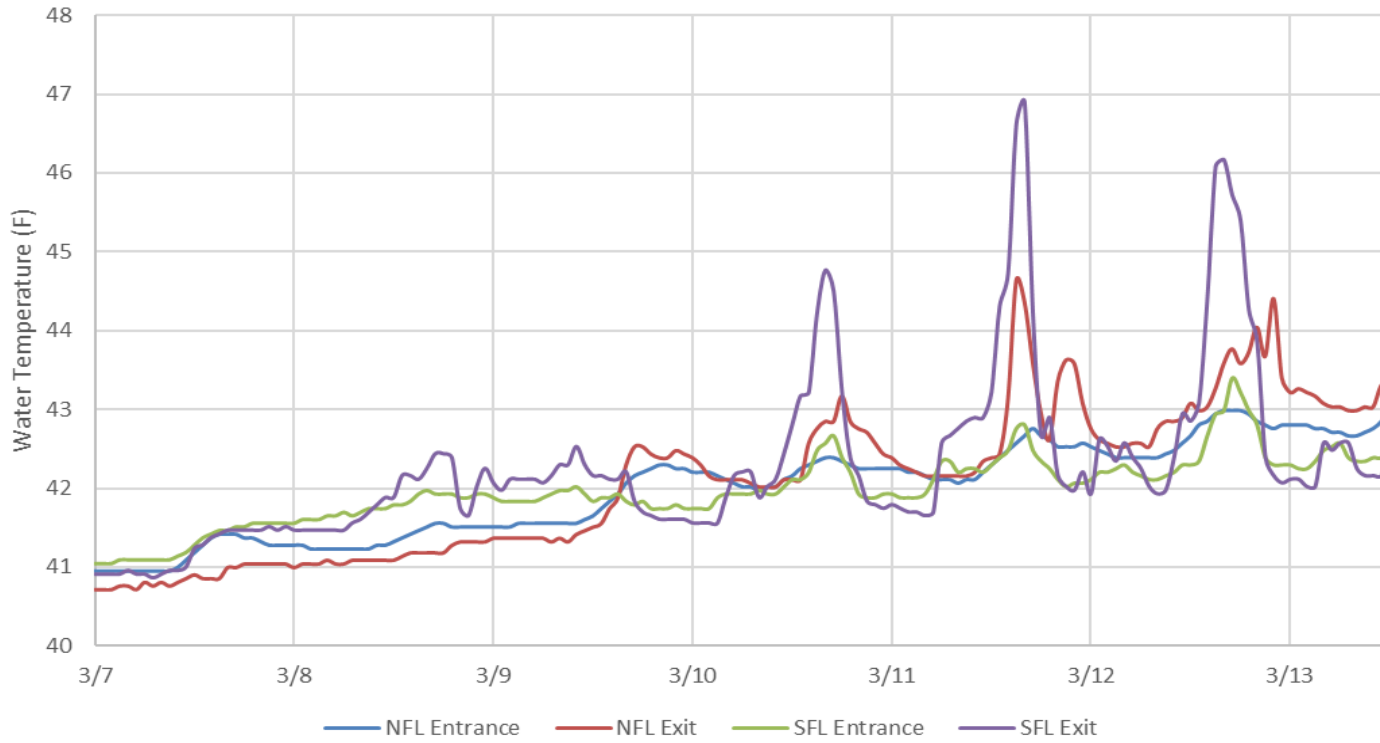
PSMFC Juvenile lamprey genetic work started March 2.

Approved by: Brett Call, OPM

John Day Dam Water Temperatures (F)



JDA Fish Ladder Water Temperature (3/7/21 - 3/13/21)



JDA Collection Channel Velocity

FPP Criteria: 1.5–4.0 feet per second (2 fps optimum)

Date	Measurement Location	Speed (ft/sec)	SFL Turbine RPMs (1,2,3)	Bay 19 TW (ft)
3/8/2021	Unit 4	2.77	68,0,68	160.5
3/8/2021	Unit 12	2.82	68,0,68	160.5
3/12/2021	Unit 4	2.92	68,0,68	159.9
3/12/2021	Unit 12	3.03	68,0,68	159.9
3/13/2021	Unit 4	2.84	68,0,68	160.0
3/13/2021	Unit12	3.02	68,0,68	160.0

Average Weekly Velocity (ft/sec)	2.90
----------------------------------	------

JOHN DAY WEEKLY AVERAGES

	NE1 (Ft)	NE2 (Ft)	S.Ent (Ft)	SE1 (Ft)	N.Ent (Ft)	JBS Diff (Ft)	Bay19 (Ft)	Spill Vol. (kcfs)	Spill %	# Spillbays
Sunday	9.8	9.7	1.3	10.1	1.6	4.5	1.7	OOS	OOS	OOS
Sunday	9.5	9.3	1.3	9.9	1.6	4.6	1.7	OOS	OOS	OOS
Monday	10.8	10.7	1.2	10.5	1.4	4.6	1.5	OOS	OOS	OOS
Monday	10.4	10.3	1.4	10.1	1.6	4.6	1.8	OOS	OOS	OOS
Tuesday	10.1	9.9	1.3	10.5	1.4	4.5	1.8	OOS	OOS	OOS
Tuesday	9.9	9.7	1.3	9.9	1.5	4.6	1.7	OOS	OOS	OOS
Wednesday	10.6	10.4	1.2	10.4	1.4	4.6	1.8	OOS	OOS	OOS
Wednesday	9.5	9.3	1.6	8.1	1.5	4.5	1.7	OOS	OOS	OOS
Thursday	10.8	10.6	1.6	9.0	1.5	4.6	1.5	OOS	OOS	OOS
Thursday	10.6	10.4	1.6	8.3	1.5	4.4	1.3	OOS	OOS	OOS
Friday	9.8	9.7	1.6	8.6	1.5	4.6	1.9	OOS	OOS	OOS
Friday	9.9	9.8	1.7	8.6	1.6	4.6	2.0	OOS	OOS	OOS
Saturday	9.9	9.8	1.6	8.7	1.6	4.6	1.9	OOS	OOS	OOS
Saturday	9.4	9.3	1.6	8.2	1.7	4.6	2.0	OOS	OOS	OOS
AVG:	10.1	9.9	1.5	9.4	1.5	4.6	1.7	OOS	OOS	OOS

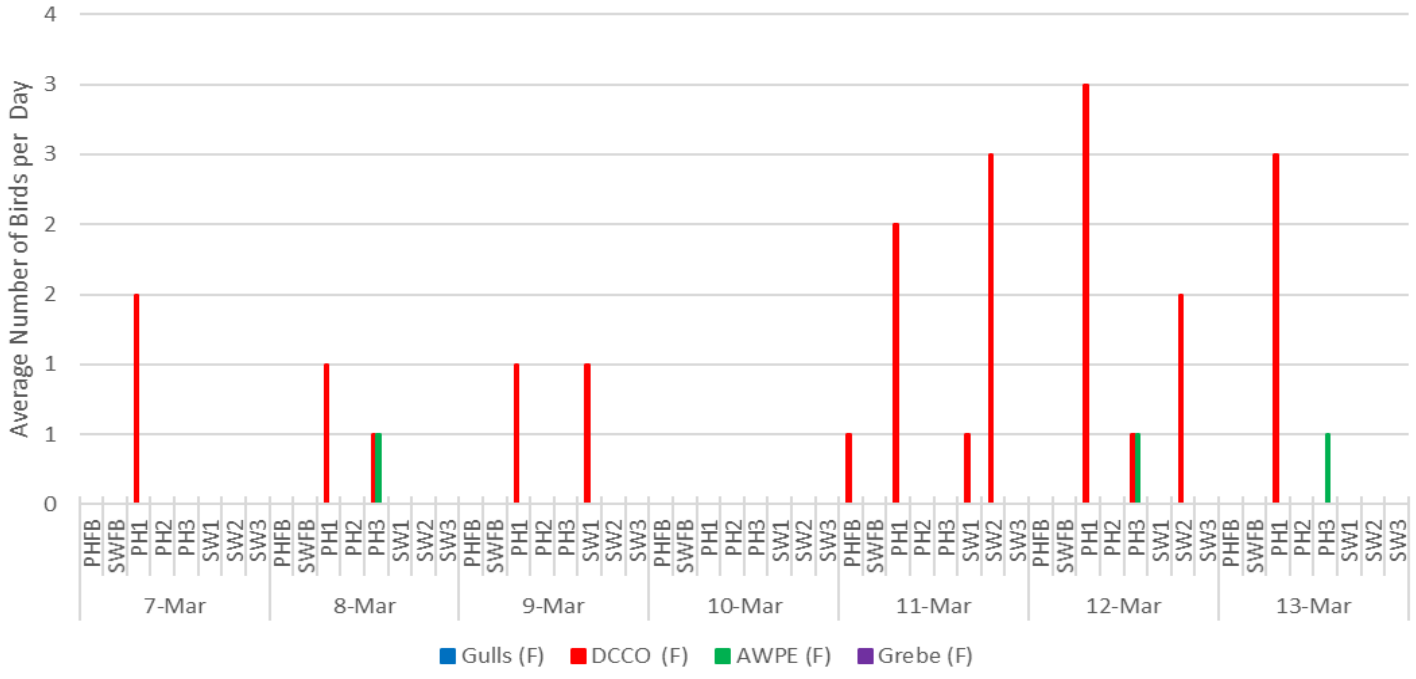
	Temp (F)	Secchi (Ft)	Fallbacks	Pelicans on Island
Sunday	40.9	6.0	N/A	0
Monday	41.2	6.0	0	0
Tuesday	41.3	6.0	N/A	0
Wednesday	41.8	6.0	0	0
Thursday	41.9	6.0	N/A	0
Friday	42.3	6.0	0	0
Saturday	42.5	6.0	N/A	1

AVG	41.7	6.0	N/A	0
------------	-------------	------------	------------	----------

John Day Dam
Avian Zones



Foraging Avian Observations



Non-Foraging Avian Observations

