

## FISHWAY STATUS REPORT - JOHN DAY DAM

Date: 1/23/2021

Inspection Period: 1/17/2021 thru 1/23/2021



**US Army Corps  
of Engineers**  
Portland District

JD/WC Project-Fisheries  
P.O. Box 823  
Rufus, Oregon 97050  
Phone: 541-506-7860

All JD Fishways are inspected twice per day during fish passage season, Mar. 1 - Nov. 30.  
Additional and frequent monitoring, of the PLC displays in SMF Fisheries Office, as necessary.

John Day Dam	Inspection OOC	Criteria Limit	Total Number of Inspections: 7				Temperature:	41.8 F
							Secchi:	6.0 Ft.
<b>NORTH FISHWAY</b>								
Exit differential	0	≤ 0.5'						
Exit Control weirs	0	High setting	High setting is normal					
Count station differential	0	≤ 0.3'						
Entrance differential	0	1.0' - 2.0'	AVG (Ft.)	1.5				
<b>SOUTH FISHWAY</b>								
Exit differential	0	≤ 0.5'						
Exit Control weirs	0	Mid setting	Mid setting is normal					
Count station differential	0	≤ 0.3'						
Weir crest depth (US gauge)	0	1.0' ± 0.1'						
South entrance differential	0	1.0' - 2.0'	AVG (Ft.)	OOS				
Entrance weir SE1	0	depth (≥ 8')	AVG (Ft.)	OOS				
Collection channel velocity	0	1.5 - 4 fps	AVG (Ft.)	OOS				
N. Entrance PH(Bay 19)differential	0	1.0' - 2.0'	AVG (Ft.)	OOS				
Entrance weir NE1	0	depth (≥ 8')	AVG (Ft.)	OOS				
Entrance weir NE2	0	depth (≥ 8')	AVG (Ft.)	OOS				
<b>JUVENILE PASSAGE</b>								
Forebay/bypass conduit differential	0	4.0' - 5.0'	AVG (Ft.)	4.5				
Submersible traveling screens	0	visual inspect	Last Visual Inspection		Next Visual Inspection			
Turbine trashrack drawdown	0	<1.5', wkly						
Vert barrier screen drawdown	0	<1.5', wkly						
Spill volume	0	per FPP	Avg (kcfs)	OOS	Avg %	OOS		
Spill pattern	0	per FPP						
Turbine Unit Priority	0	per FPP						
Turbine 1% Efficiency	0	per FPP						

## Fisheries Related Operations

### **Smolt Monitoring Operations:**

Smolt Monitoring Facility has been dewatered for the winter.

### **Adult Ladder Operations:**

JD South Adult Fishway was dewatered on January 19th.

JD North Adult Fishway was RTS January 15.

### **Project Operations:**

Current outages: MU6, MU7, MU9, MU12, MU14.

Tailwater Average Weekly TDG

### **Maintenance:**

JD North Fishway's pump 4 has been pulled for maintenance. - JD Maintenance continue repairs of AWS fish pump 4. RTS has yet TBD.

Calibration - All gauges within the 0.3' criteria.

### **Bird Data:**

Steady number of DCCO. (see 'Bird Count' tab for details).

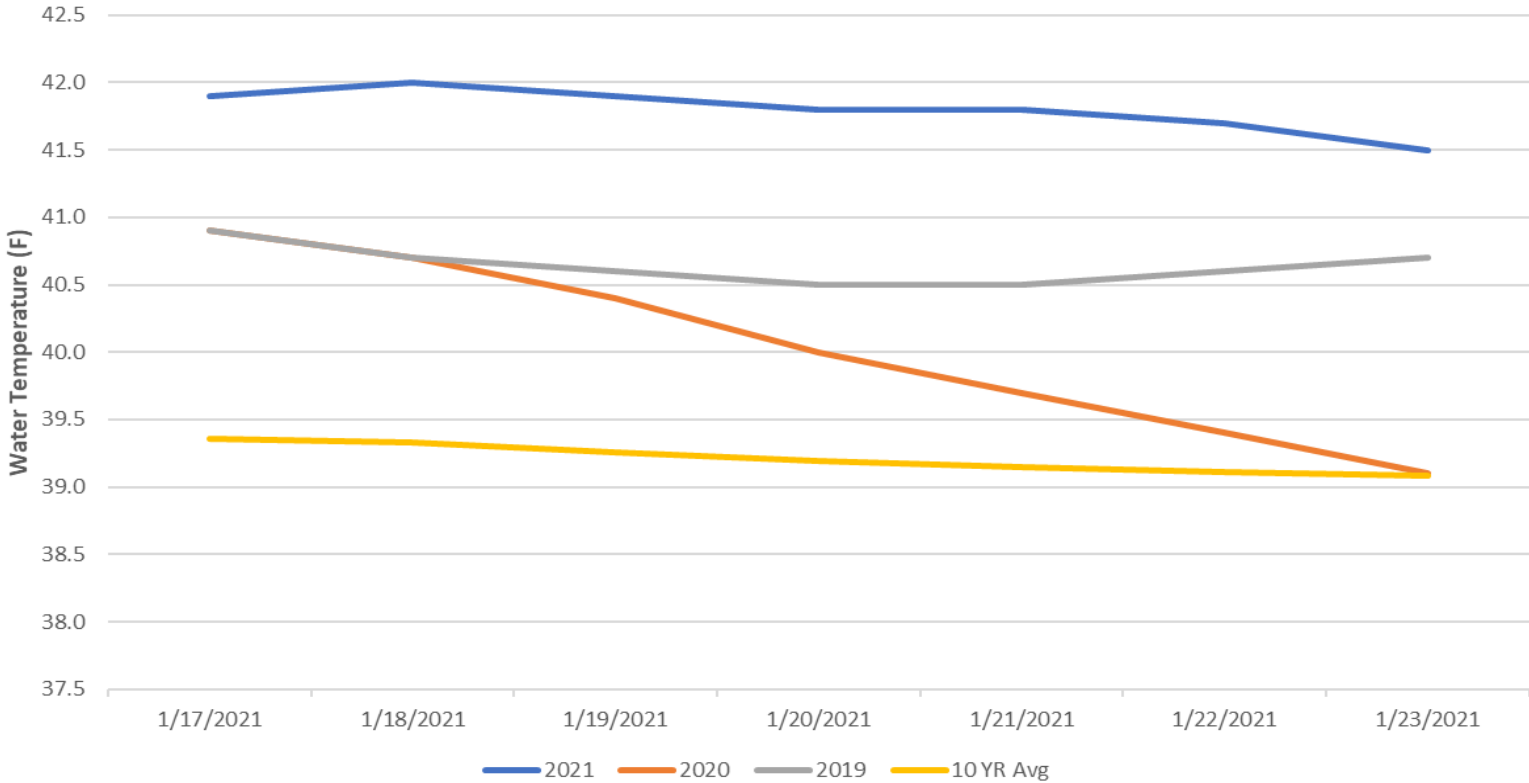
1 of 125 avian lines down, will need to be replaced

Pelicans on Preacher's Island: averaged 0 per day

### **Research:**

Approved by: Brett Call, OPM

John Day Dam Water Temperatures (F)



# JDA Collection Channel Velocity

FPP Criteria: 1.5–4.0 feet per second (2 fps optimum)

Date	Measurement Location	Speed (ft/sec)	SFL Turbine RPMs (1,2,3)	Bay 19 TW (ft)

Average Weekly Velocity (ft/sec)	OOS
----------------------------------	-----

## JOHN DAY WEEKLY AVERAGES

	NE1 (Ft)	NE2 (Ft)	S.Ent (Ft)	SE1 (Ft)	N.Ent (Ft)	JBS Diff (Ft)	Bay19 (Ft)	Spill Vol. (kcfs)	Spill %	# Spillbays
<b>Sunday</b>	OOS	OOS	OOS	OOS	1.5	4.7	OOS	OOS	OOS	OOS
<b>Monday</b>	OOS	OOS	OOS	OOS	1.6	4.6	OOS	OOS	OOS	OOS
<b>Tuesday</b>	OOS	OOS	OOS	OOS	1.6	4.5	OOS	OOS	OOS	OOS
<b>Wednesday</b>	OOS	OOS	OOS	OOS	1.5	4.5	OOS	OOS	OOS	OOS
<b>Thursday</b>	OOS	OOS	OOS	OOS	1.6	4.5	OOS	OOS	OOS	OOS
<b>Friday</b>	OOS	OOS	OOS	OOS	1.5	4.4	OOS	OOS	OOS	OOS
<b>Saturday</b>	OOS	OOS	OOS	OOS	1.5	4.6	OOS	OOS	OOS	OOS
<b>AVG:</b>	OOS	OOS	OOS	OOS	1.5	4.5	OOS	OOS	OOS	OOS

	Temp (F)	Secchi (Ft)	Fallbacks	Pelicans on Island
<b>Sunday</b>	41.9	6.0	N/A	1
<b>Monday</b>	42.0	6.0	N/A	0
<b>Tuesday</b>	41.9	6.0	N/A	1
<b>Wednesday</b>	41.8	6.0	N/A	0
<b>Thursday</b>	41.8	6.0	N/A	0
<b>Friday</b>	41.7	6.0	N/A	0
<b>Saturday</b>	41.5	6.0	N/A	0
<b>AVG</b>	41.8	6.0	N/A	0

John Day Dam  
Avian Zones





**JDA Bird Counts: 1/17/21 to 1/23/21**

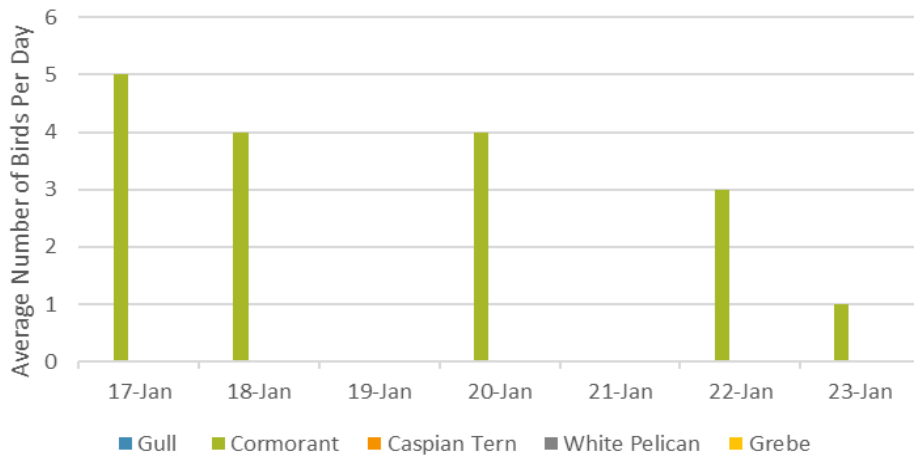
NF(1): Non-Forage AM Survey NF(2): Non-Forage PM Survey

Date	Zone	Gulls				Cormorant				Caspian tern				White Pelican				Grebe				Total
		F(1)	F(2)	NF(1)	NF(2)	F(1)	F(2)	NF(1)	NF(2)	F(1)	F(2)	NF(1)	NF(2)	F(1)	F(2)	NF(1)	NF(2)	F(1)	F(2)	NF(1)	NF(2)	
21-Jan	PHFB	0	0	0	0	0	0	0	0	0	0	0	0	0	0	0	0	0	0	0	0	0
21-Jan	SWFB	0	0	0	0	0	0	0	0	0	0	0	0	0	0	0	0	0	0	0	0	0
21-Jan	PH1	0	0	0	0	0	0	0	0	0	0	0	0	0	0	0	0	0	0	0	0	0
21-Jan	PH2	0	0	0	0	0	0	0	0	0	0	0	0	0	0	0	0	0	0	0	0	0
21-Jan	PH3	0	0	0	0	0	0	0	0	0	0	0	0	0	0	0	0	0	0	0	0	0
21-Jan	SW1	0	0	0	0	0	0	0	0	0	0	0	0	0	0	0	0	0	0	0	0	0
21-Jan	SW2	0	0	0	0	0	0	0	0	0	0	0	0	0	0	0	0	0	0	0	0	0
21-Jan	SW3	0	0	0	0	0	0	0	0	0	0	0	0	0	0	0	0	0	0	0	0	0
<b>Avg/Survey</b>		<b>0</b>	<b>0</b>	<b>0</b>	<b>0</b>	<b>0</b>	<b>0</b>	<b>0</b>	<b>0</b>	<b>0</b>	<b>0</b>	<b>0</b>	<b>0</b>	<b>0</b>	<b>0</b>	<b>0</b>	<b>0</b>	<b>0</b>	<b>0</b>	<b>0</b>	<b>0</b>	<b>0</b>
22-Jan	PHFB	0	0	0	0	2	0	0	0	0	0	0	0	0	0	0	0	0	0	0	0	2
22-Jan	SWFB	0	0	0	0	0	0	0	0	0	0	0	0	0	0	0	0	0	0	0	0	0
22-Jan	PH1	0	0	0	0	0	0	0	0	0	0	0	0	0	0	0	0	0	0	0	0	0
22-Jan	PH2	0	0	0	0	0	0	0	0	0	0	0	0	0	0	0	0	0	0	0	0	0
22-Jan	PH3	0	0	0	0	0	0	0	0	0	0	0	0	0	0	0	0	0	0	0	0	0
22-Jan	SW1	0	0	0	0	1	0	0	0	0	0	0	0	0	0	0	0	0	0	0	0	1
22-Jan	SW2	0	0	0	0	0	0	34	0	0	0	0	0	0	0	0	0	0	0	0	0	34
22-Jan	SW3	0	0	0	0	0	0	0	0	0	0	0	0	0	0	0	0	0	0	0	0	0
<b>Avg/Survey</b>		<b>0</b>	<b>0</b>	<b>0</b>	<b>0</b>	<b>3</b>	<b>0</b>	<b>34</b>	<b>0</b>	<b>0</b>	<b>0</b>	<b>0</b>	<b>0</b>	<b>0</b>	<b>0</b>	<b>0</b>	<b>0</b>	<b>0</b>	<b>0</b>	<b>0</b>	<b>0</b>	<b>37</b>
23-Jan	PHFB	0	0	0	0	1	0	0	0	0	0	0	0	0	0	0	0	0	0	0	0	1
23-Jan	SWFB	0	0	0	0	0	0	0	0	0	0	0	0	0	0	0	0	0	0	0	0	0
23-Jan	PH1	0	0	0	0	0	0	0	0	0	0	0	0	0	0	0	0	0	0	0	0	0
23-Jan	PH2	0	0	0	0	0	0	0	0	0	0	0	0	0	0	0	0	0	0	0	0	0
23-Jan	PH3	0	0	0	0	0	0	0	0	0	0	0	0	0	0	0	0	0	0	0	0	0
23-Jan	SW1	0	0	0	0	0	0	0	0	0	0	0	0	0	0	0	0	0	0	0	0	0
23-Jan	SW2	0	0	0	0	0	0	61	0	0	0	0	0	0	0	0	0	0	0	0	0	61
23-Jan	SW3	0	0	0	0	0	0	0	0	0	0	0	0	0	0	0	0	0	0	0	0	0
<b>Avg/Survey</b>		<b>0</b>	<b>0</b>	<b>0</b>	<b>0</b>	<b>1</b>	<b>0</b>	<b>61</b>	<b>0</b>	<b>0</b>	<b>0</b>	<b>0</b>	<b>0</b>	<b>0</b>	<b>0</b>	<b>0</b>	<b>0</b>	<b>0</b>	<b>0</b>	<b>0</b>	<b>0</b>	<b>62</b>

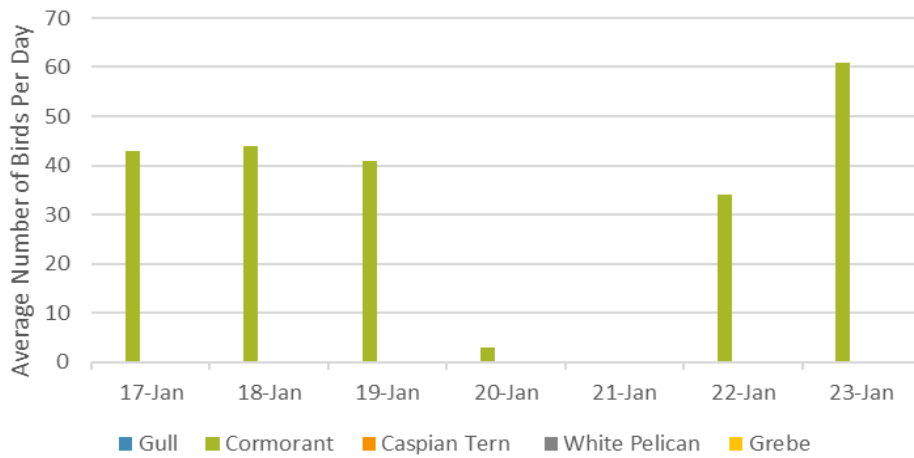
Totals	Gulls				Cormorant				Caspian tern				White Pelican				Grebe				Total
	F	NF	F	NF	F	NF	F	NF	F	NF	F	NF	F	NF	F	NF					
<b>Weekly Total</b>	<b>0</b>	<b>0</b>	<b>17</b>	<b>226</b>	<b>0</b>	<b>0</b>	<b>0</b>	<b>0</b>	<b>0</b>	<b>0</b>	<b>0</b>	<b>0</b>	<b>0</b>	<b>0</b>	<b>0</b>	<b>0</b>	<b>0</b>	<b>0</b>	<b>0</b>	<b>0</b>	<b>243</b>
<b>Avg/Survey</b>	<b>0</b>	<b>0</b>	<b>2</b>	<b>32</b>	<b>0</b>	<b>0</b>	<b>0</b>	<b>0</b>	<b>0</b>	<b>0</b>	<b>0</b>	<b>0</b>	<b>0</b>	<b>0</b>	<b>0</b>	<b>0</b>	<b>0</b>	<b>0</b>	<b>0</b>	<b>0</b>	<b>35</b>



### Foraging Piscivorous Birds



### Non-Foraging Piscivorous Birds





South fish ladder dewatering 19 January.