

FISHWAY STATUS REPORT - JOHN DAY DAM

Date: 10/31/2020

Inspection Period: 10/25/2020 thru 10/31/2020



**US Army Corps
of Engineers**
Portland District

JD/WC Project-Fisheries
P.O. Box 823
Rufus, Oregon 97050
Phone: 541-506-7860

All JD Fishways are inspected twice per day during fish passage season, Mar. 1 - Nov. 30.
Additional and frequent monitoring, of the PLC displays in SMF Fisheries Office, as necessary.

John Day Dam	Inspection OOC	Criteria Limit	Total Number of Inspections: 14			Temperature:	57.5 F
						Secchi:	6.0 Ft.
NORTH FISHWAY							
Exit differential	0	≤ 0.5'					
Exit Control weirs	0	High setting	High setting is normal				
Count station differential	0	≤ 0.3'					
Entrance differential	0	1.0' - 2.0'	AVG (Ft.)	1.5			
SOUTH FISHWAY							
Exit differential	0	≤ 0.5'					
Exit Control weirs	0	Mid setting	Mid setting is normal				
Count station differential	0	≤ 0.3'					
Weir crest depth (US gauge)	0	1.0' ± 0.1'					
South entrance differential	0	1.0' - 2.0'	AVG (Ft.)	1.4			
Entrance weir SE1	0	depth (≥ 8')	AVG (Ft.)	8.1			
Collection channel velocity	0	1.5 - 4 fps	AVG (Ft.)	2.59			
N. Entrance PH(Bay 19)differential	0	1.0' - 2.0'	AVG (Ft.)	1.5			
Entrance weir NE1	0	depth (≥ 8')	AVG (Ft.)	9.1			
Entrance weir NE2	0	depth (≥ 8')	AVG (Ft.)	9.3			
JUVENILE PASSAGE							
Forebay/bypass conduit differential	0	4.0' - 5.0'	AVG (Ft.)	4.5			
Submersible traveling screens	0	visual inspect	Last Visual Inspection 10/26 - 10/29		Next Visual Inspection 11/23 - 11/26		
Turbine trashrack drawdown	0	<1.5', wkly					
Vert barrier screen drawdown	0	<1.5', wkly					
Spill volume	0	per FPP	Avg (kcfs)	1.6	Avg %	1.6	
Spill pattern	0	per FPP					
Turbine Unit Priority	0	per FPP					
Turbine 1% Efficiency	0	per FPP					

Fisheries Related Operations

Smolt Monitoring Operations:

Currently in bypass as sampling ended 15 September.

Adult Ladder Operations:

JD South Adult Fishway is operating within criteria.

JD North Adult Fishway is operating within criteria.

Project Operations:

Current outages: MU1, MU2, MU3, MU4, MU6, MU7, MU9, MU12.

Tailwater Average Weekly TDG-98.6

Maintenance:

JD North Fishway's pump 4 has been pulled for maintenance. - JD Maintenance continue repairs of AWS fish pump 4. RTS has yet TBD.

Calibration - All gauges within the 0.3' criteria.

Bird Data:

Few foraging gulls this week, decreasing number of foraging pelicans (see 'Bird Count' tab for details).

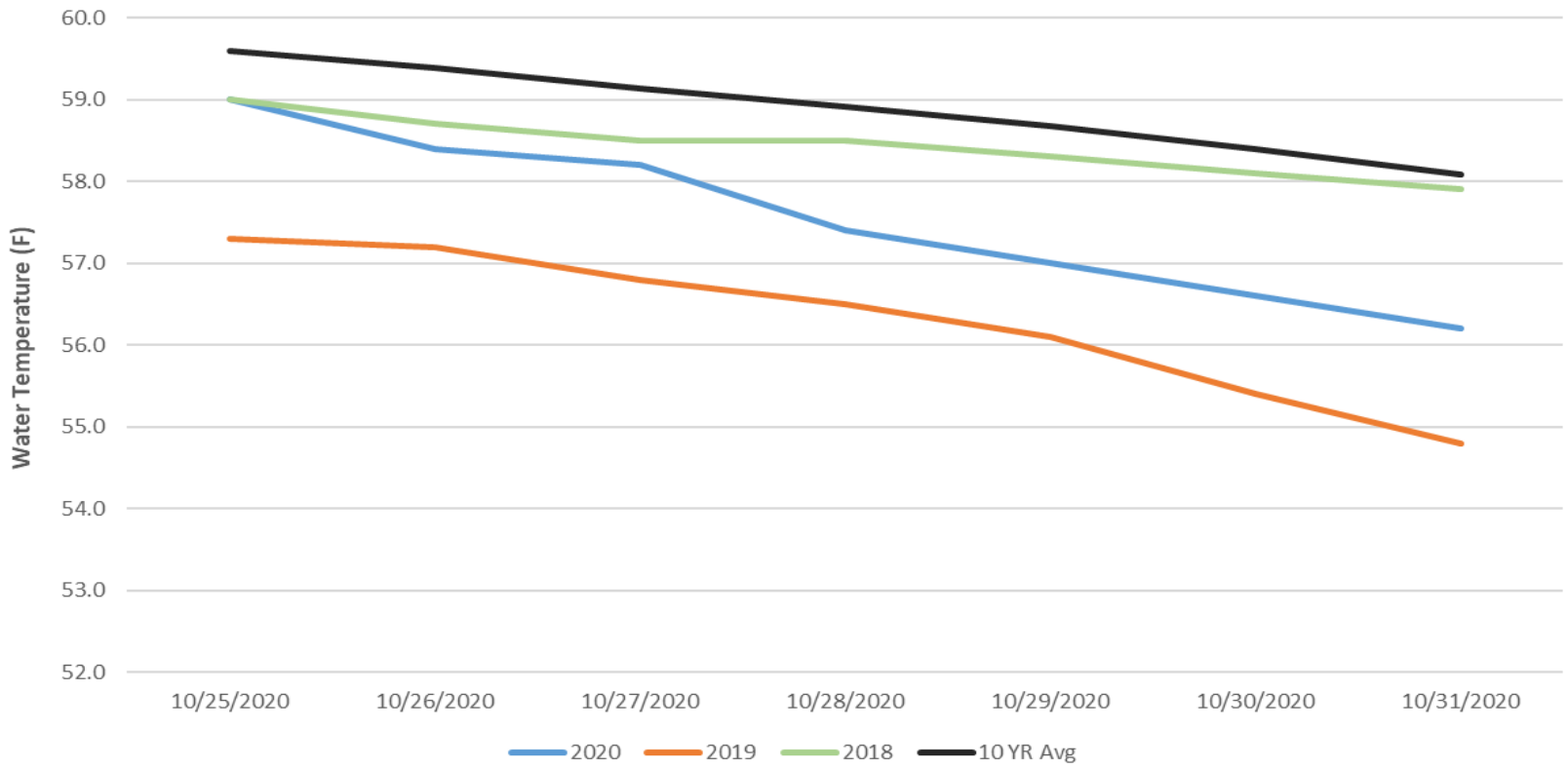
1 of 125 avian lines down, will need to be replaced

Pelicans on Preacher's Island: averaged 1 per day (see Pelicans tab)

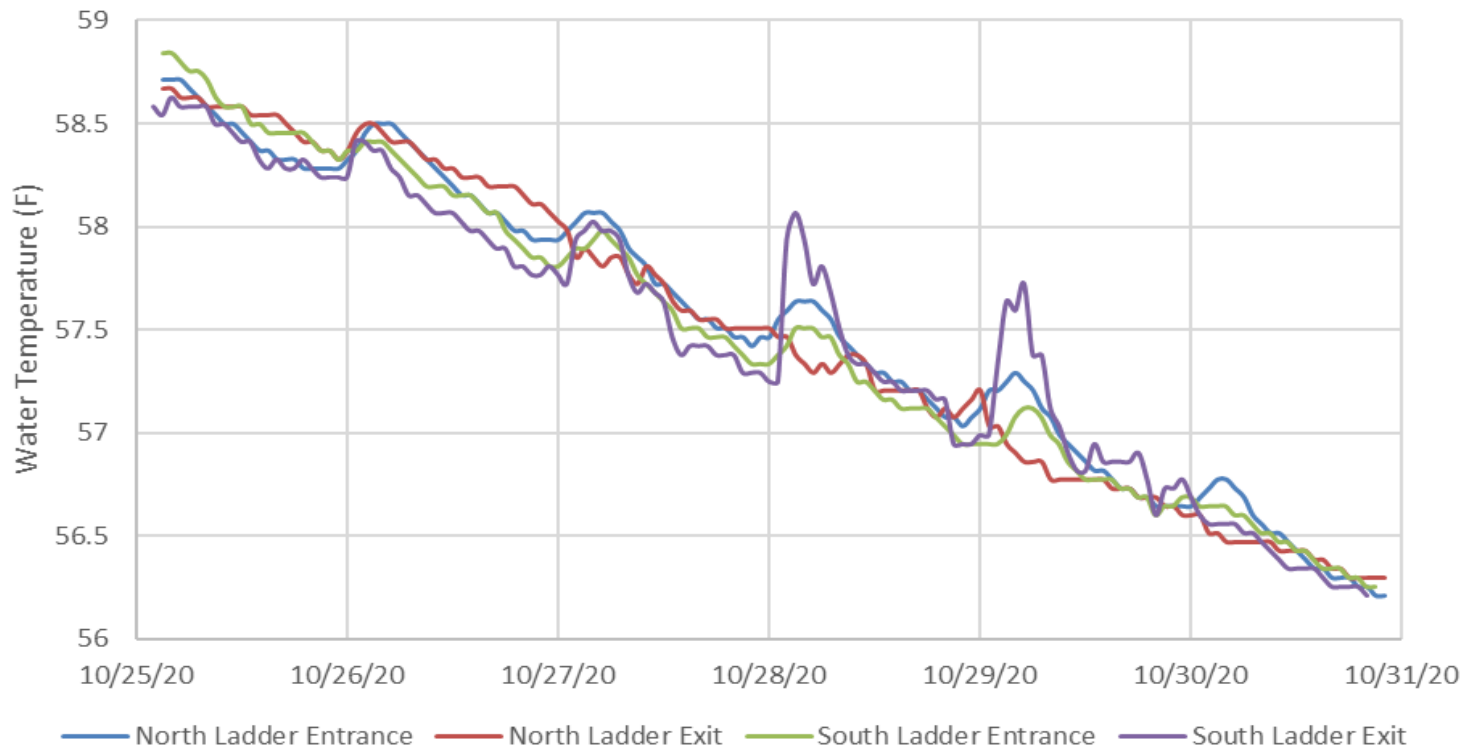
Research:

Approved by: Brett Call, OPM

John Day Dam Water Temperatures (F)



JDA Fish Ladder Water Temperatures (10/25/20 - 10/31/20)



JDA Collection Channel Velocity

FPP Criteria: 1.5–4.0 feet per second (2 fps optimum)

Date	Measurement Location	Speed (ft/sec)	SFL Turbine RPMs (1,2,3)	Bay 19 TW (ft)
10/26/2020	Unit 4	2.55	0,68,68	159.0
10/26/2020	Unit 12	2.63	0,68,68	159.0
10/29/2020	Unit 4	2.53	0,68,68	159.8
10/29/2020	Unit 12	2.62	0,68,68	159.8
10/31/2020	Unit 4	2.58	0,68,68	160.3
10/31/2020	Unit 12	2.65	0,68,68	160.3

Average Weekly Velocity (ft/sec)	2.59
----------------------------------	------

JOHN DAY WEEKLY AVERAGES

	NE1 (Ft)	NE2 (Ft)	S.Ent (Ft)	SE1 (Ft)	N.Ent (Ft)	JBS Diff (Ft)	Bay19 (Ft)	Spill Vol. (kcfs)	Spill %	# Spillbays
Sunday	9.5	9.7	1.3	8.1	1.5	4.4	1.5	1.6	1.2	1
Sunday	9.2	9.4	1.4	8.0	1.5	4.5	1.6	1.6	1.2	1
Monday	9.2	9.4	1.4	8.1	1.5	4.6	1.4	1.6	1.3	1
Monday	8.2	8.4	1.5	8.0	1.6	4.5	1.7	1.6	2.3	1
Tuesday	9.5	9.7	1.3	8.0	1.4	4.6	1.5	1.6	1.2	1
Tuesday	9.3	9.6	1.5	8.0	1.5	4.5	1.6	1.6	1.3	1
Wednesday	9.4	9.6	1.3	8.0	1.5	4.5	1.4	1.6	1.2	1
Wednesday	8.6	8.8	1.5	8.1	1.5	4.5	1.4	1.6	1.2	1
Thursday	9.5	9.7	1.2	8.0	1.5	4.7	1.3	1.6	1.9	1
Thursday	8.9	9.2	1.2	8.1	1.6	4.6	1.2	1.6	1.8	1
Friday	8.9	9.1	1.3	8.0	1.6	4.6	1.5	1.6	1.9	1
Friday	9.0	9.3	1.3	8.2	1.5	4.6	1.5	1.6	2.2	1
Saturday	9.5	9.7	1.3	8.1	1.4	4.5	1.5	1.6	1.4	1
Saturday	8.7	9.0	1.4	8.0	1.5	4.5	1.5	1.6	2.0	1
AVG:	9.1	9.3	1.4	8.1	1.5	4.5	1.5	1.6	1.6	1.0

	Temp (F)	Secchi (Ft)	Fallbacks	Pelicans on Island
Sunday	59.0	6.0	N/A	1
Monday	58.4	6.0	N/A	1
Tuesday	58.2	6.0	N/A	1
Wednesday	57.4	6.0	N/A	1
Thursday	57.0	6.0	N/A	0
Friday	56.6	6.0	N/A	1
Saturday	56.2	6.0	N/A	1
AVG	57.5	6.0	N/A	1

John Day Dam
Avian Zones



JDA Bird Counts: 10/25/20 to 10/31/20

F(1): Forage AM survey F(2): Forage PM Survey NF(1): Non-Forage AM Survey NF(2): Non-Forage PM Survey

Date	Zone	Gulls				Cormorant				Caspian tern				White Pelican				Grebe				Total
		F(1)	F(2)	NF(1)	NF(2)	F(1)	F(2)	NF(1)	NF(2)	F(1)	F(2)	NF(1)	NF(2)	F(1)	F(2)	NF(1)	NF(2)	F(1)	F(2)	NF(1)	NF(2)	
25-Oct	PHFB	0	0	57	0	0	0	0	0	0	0	0	0	0	0	0	0	0	5	0	0	62
25-Oct	SWFB	0	0	232	486	0	0	0	0	0	0	0	0	0	0	0	0	0	0	0	0	718
25-Oct	PH1	15	6	0	0	2	1	0	0	0	0	0	0	0	0	0	0	0	0	0	0	24
25-Oct	PH2	22	21	0	0	0	0	0	0	0	0	0	0	0	0	0	0	0	0	0	0	43
25-Oct	PH3	37	17	0	0	0	0	0	0	0	0	0	0	0	0	0	0	0	0	0	0	54
25-Oct	SW1	0	0	0	0	0	0	0	0	0	0	0	0	0	0	0	0	0	0	0	0	0
25-Oct	SW2	0	0	0	0	0	0	9	31	0	0	0	0	0	0	0	0	0	0	0	0	40
25-Oct	SW3	0	10	27	0	0	0	0	0	0	0	0	0	0	0	0	0	0	0	0	0	37
Avg/Survey		64		401		2		20		0		0		0		0		3		0		978
26-Oct	PHFB	0	0	0	0	0	0	0	0	0	0	0	0	0	0	0	0	58	0	0	0	58
26-Oct	SWFB	0	0	598	611	0	0	0	0	0	0	0	0	0	0	0	0	0	0	0	0	1209
26-Oct	PH1	20	56	0	0	1	5	0	0	0	0	0	0	0	0	0	0	0	0	0	0	82
26-Oct	PH2	44	24	0	0	0	0	0	0	0	0	0	0	0	0	0	0	0	0	0	0	68
26-Oct	PH3	8	7	0	0	0	0	0	0	0	0	0	0	0	0	0	0	0	0	0	0	15
26-Oct	SW1	5	0	0	0	1	0	0	0	0	0	0	0	0	0	0	0	0	0	0	0	6
26-Oct	SW2	3	0	0	0	0	0	12	26	0	0	0	0	0	0	0	0	0	0	0	0	41
26-Oct	SW3	0	0	0	0	0	0	0	0	0	0	0	0	0	0	0	0	0	0	0	0	0
Avg/Survey		84		605		4		19		0		0		0		0		29		0		1479
27-Oct	PHFB	0	0	0	170	0	0	15	0	0	0	0	0	0	0	0	0	0	0	0	0	185
27-Oct	SWFB	0	0	318	170	0	0	0	0	0	0	0	0	0	0	0	0	0	0	0	0	488
27-Oct	PH1	61	25	0	8	0	13	0	0	0	0	0	0	0	0	0	0	0	0	0	0	107
27-Oct	PH2	16	7	0	0	0	0	0	0	0	0	0	0	0	0	0	0	0	0	0	0	23
27-Oct	PH3	0	2	0	0	0	0	0	0	0	0	0	0	0	0	0	0	0	0	0	0	2
27-Oct	SW1	0	0	0	0	0	0	0	0	0	0	0	0	0	0	0	0	0	0	0	0	0
27-Oct	SW2	0	9	0	0	0	0	16	22	0	0	0	0	0	0	0	0	0	0	0	0	47
27-Oct	SW3	0	7	0	0	0	0	0	0	0	0	0	0	0	0	0	0	0	0	0	0	7
Avg/Survey		64		333		7		27		0		0		0		0		0		0		859
28-Oct	PHFB	0	0	39	0	0	0	19	0	0	0	0	0	0	0	0	0	65	1	0	0	124
28-Oct	SWFB	0	0	107	88	0	0	0	0	0	0	0	0	0	0	0	0	0	0	0	0	195
28-Oct	PH1	54	0	0	0	7	3	0	0	0	0	0	0	0	0	0	0	0	0	0	0	64
28-Oct	PH2	15	54	0	0	0	0	0	0	0	0	0	0	0	0	0	0	0	0	0	0	69
28-Oct	PH3	3	0	0	0	0	0	0	0	0	0	0	0	0	0	0	0	0	0	0	0	3
28-Oct	SW1	0	0	0	0	0	0	0	0	0	0	0	0	0	0	0	0	0	0	0	0	0
28-Oct	SW2	0	0	0	0	0	0	0	22	0	0	0	0	0	0	0	0	0	0	0	0	22
28-Oct	SW3	0	0	0	0	0	0	0	0	0	0	0	0	0	0	0	0	0	0	0	0	0
Avg/Survey		63		117		5		21		0		0		0		0		33		0		477

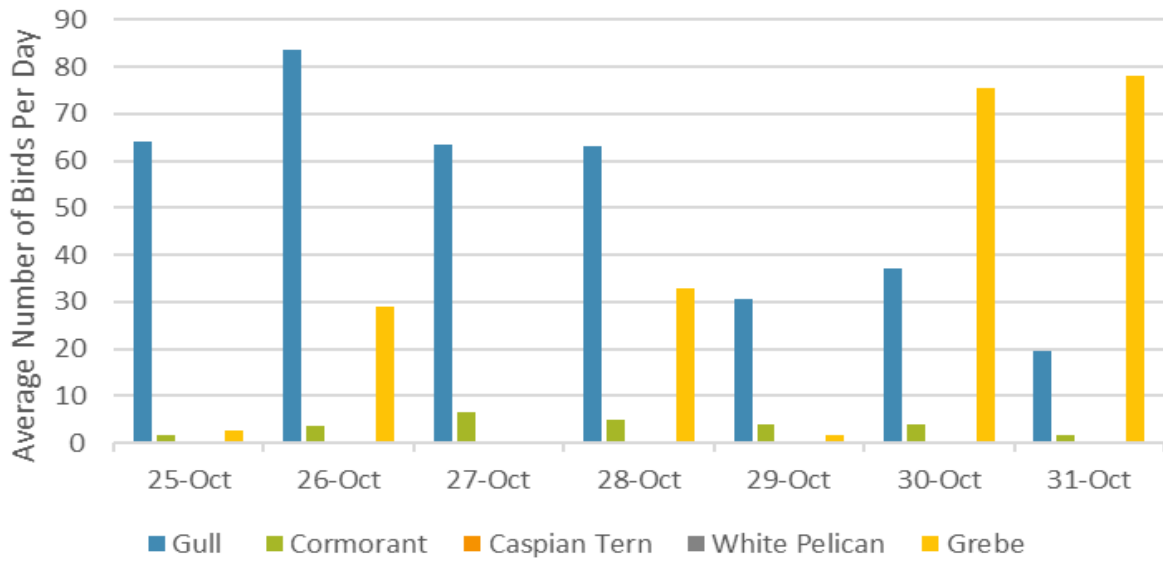
JDA Bird Counts: 10/25/20 to 10/31/20

NF(1): Non-Forage AM Survey NF(2): Non-Forage PM Survey

Date	Zone	Gulls				Cormorant				Caspian tern				White Pelican				Grebe				Total
		F(1)	F(2)	NF(1)	NF(2)	F(1)	F(2)	NF(1)	NF(2)	F(1)	F(2)	NF(1)	NF(2)	F(1)	F(2)	NF(1)	NF(2)	F(1)	F(2)	NF(1)	NF(2)	
29-Oct	PHFB	0	0	22	0	0	0	38	0	0	0	0	0	0	0	0	0	1	2	0	0	63
29-Oct	SWFB	0	0	32	126	0	0	0	0	0	0	0	0	0	0	0	0	0	0	0	0	158
29-Oct	PH1	17	5	0	0	4	4	0	0	0	0	0	0	0	0	0	0	0	0	0	0	30
29-Oct	PH2	28	0	0	0	0	0	0	33	0	0	0	0	0	0	0	0	0	0	0	0	61
29-Oct	PH3	4	3	0	0	0	0	0	0	0	0	0	0	0	0	0	0	0	0	0	0	7
29-Oct	SW1	0	0	0	0	0	0	0	0	0	0	0	0	0	0	0	0	0	0	0	0	0
29-Oct	SW2	0	0	0	0	0	0	0	0	0	0	0	0	0	0	0	0	0	0	0	0	0
29-Oct	SW3	4	0	0	0	0	0	6	0	0	0	0	0	0	0	0	0	0	0	0	0	10
Avg/Survey		31		90		4		39		0		0		0		0		2		0		329
30-Oct	PHFB	0	0	0	0	0	0	7	0	0	0	0	0	0	0	0	0	28	123	0	0	158
30-Oct	SWFB	0	0	123	283	0	0	0	0	0	0	0	0	0	0	0	0	0	0	0	0	406
30-Oct	PH1	47	5	0	0	8	0	0	0	0	0	0	0	0	0	0	0	0	0	0	0	60
30-Oct	PH2	1	3	0	0	0	0	0	0	0	0	0	0	0	0	0	0	0	0	0	0	4
30-Oct	PH3	5	0	0	0	0	0	0	0	0	0	0	0	0	0	0	0	0	0	0	0	5
30-Oct	SW1	0	1	0	0	0	0	0	0	0	0	0	0	0	0	0	0	0	0	0	0	1
30-Oct	SW2	0	4	12	0	0	0	0	0	0	0	0	0	0	0	0	0	0	0	0	0	16
30-Oct	SW3	0	8	0	0	0	0	0	0	0	0	0	0	0	0	0	0	0	0	0	0	8
Avg/Survey		37		209		4		4		0		0		0		0		76		0		658
31-Oct	PHFB	0	0	0	0	2	0	8	0	0	0	0	0	0	0	0	0	80	76	0	0	166
31-Oct	SWFB	0	0	176	234	0	0	0	0	0	0	0	0	0	0	0	0	0	0	0	0	410
31-Oct	PH1	1	1	0	0	0	1	0	0	0	0	0	0	0	0	0	0	0	0	0	0	3
31-Oct	PH2	16	10	0	0	0	0	0	0	0	0	0	0	0	0	0	0	0	0	0	0	26
31-Oct	PH3	3	0	0	0	0	0	0	0	0	0	0	0	0	0	0	0	0	0	0	0	3
31-Oct	SW1	0	0	0	0	0	0	0	0	0	0	0	0	0	0	0	0	0	0	0	0	0
31-Oct	SW2	0	0	0	0	0	0	27	33	0	0	0	0	0	0	0	0	0	0	0	0	60
31-Oct	SW3	5	3	0	0	0	0	0	0	0	0	0	0	0	0	0	0	0	0	0	0	8
Avg/Survey		20		205		2		34		0		0		0		0		78		0		676

Totals	Gulls		Cormorant		Caspian tern		White Pelican		Grebe		Total
	F	NF	F	NF	F	NF	F	NF	F	NF	
Weekly Total	722	3919	52	324	0	0	0	0	439	0	5456
Avg/Survey	52	280	4	23	0	0	0	0	31	0	390

Foraging Piscivorous Birds



Non-Foraging Piscivorous Birds

