


FISHWAY STATUS REPORT

Date: 1/19/2019
 Inspection Period: 1/13/2019 thru 1/19/2019



**US Army Corps
of Engineers**
Portland District

JOHN DAY DAM

JD/WC Project-Fisheries
 P.O. Box 823
 Rufus, Oregon 97050
 Phone: 541-506-7860

All JD Fishways are inspected once per day during winter maintenance, Dec. 1 - Feb. 28.
 Frequent monitoring of the PLC displays in SMF Fisheries Office as necessary.

John Day Dam	Inspection OOC	Criteria Limit	Total Number of Inspections: 7	Temperature: 41 F
				Secchi: 6.0 Ft.
NORTH FISHWAY			In service with all 6 AWS pumps available since 1/17/19 PM.	
Exit differential	0	≤ 0.5'		
Exit Control weirs	0	High setting	High setting is normal for JDN	
Count station differential	0	≤ 0.3'		
Weir crest depth (DS gauge)	0	1.0' ± 0.1'		
Entrance differential	0	1.0' - 2.0'	AVG 1.3	
SOUTH FISHWAY	0		OOS/ On orifice flow since 1/18/19 PM. Its dewatering is scheduled on 1/22.	
Exit differential	0	≤ 0.5'		
Exit Control weirs	0	Mid setting	Mid setting is normal for JDS	
Count station differential	0	≤ 0.3'		
Weir crest depth (US gauge)	0	1.0' ± 0.1'		
South entrance differential	0	1.0' - 2.0'	AVG 1.5	
Entrance weir SE1	0	depth (≥ 8')	AVG 8.2	
Collection channel velocity	0	1.5 - 4 fps	AVG 2.54	
N. Entrance PH(Bay 19)differential	0	1.0' - 2.0'	AVG 1.6	
Entrance weir NE1	0	depth (≥ 8')	AVG 9.2	
Entrance weir NE2	0	depth (≥ 8')	AVG 9.2	
JUVENILE PASSAGE	0		In service since 2/28. Planned dewatering/ inspection on 1/30/19.	
Forebay/bypass conduit differential	0	4.0' - 5.0'	AVG 4.6	
Submersible traveling screens	OOS	visual inspect	All STSs removed for winter maintenance after 12/16/18.	
Turbine trashrack drawdown	0	<1.5', wkly	N/A	
Vert barrier screen drawdown	0	<1.5', wkly	N/A	
Spill volume	OOS	per FPP	All gates on seal since 1 December 2018. 2019 Fish Spill season starts on 10 April.	
Spill pattern	OOS	per FPP	None	
Turbine Unit Priority	0	per FPP		
Turbine 1% Efficiency	0	per FPP		

SMOLT MONITORING FACILITY

Operation:

SMF continues OOS since 11/28/18. RTS is 1 March with first sample date on 2 March 2019.

Maintenance:

SMF SCADA update/mods' by JD Electrical/ Portland District Engineers is underway. Estimated completion by the end of February 2019.

Research: None

Fallbacks: AVG: 0 MAX: 0 MIN: 0

ADULT FISHWAYS & TW AVIAN GRID

Birds:

Bird numbers have declined significantly due to low juvenile shad abundance in winter. See Avian Numbers tab for details.

All 125 avian lines in place without any deficiencies.

Operations:

JD North Fishway returned to service on 1/17 PM. All six AWS pumps are available.

JD South Fishway on orifice flow since 1/18 PM. Its dewatering is on 22 January 2019.

MU Gatewell Drawdowns: All MUs trashrack differentials are 1.5' or below according to twice a week inspections.

Maintenance:

JD North Fishway's LPS improvements contract continues as planned.


JD South AWS turbine 1 is OOS, in poor condition and urgently awaiting its overhaul as soon as \$ 3 million becomes available (hopefully in a year or two ?)

Calibration: All gauges/ sensors are within the criteria of 0.3' .

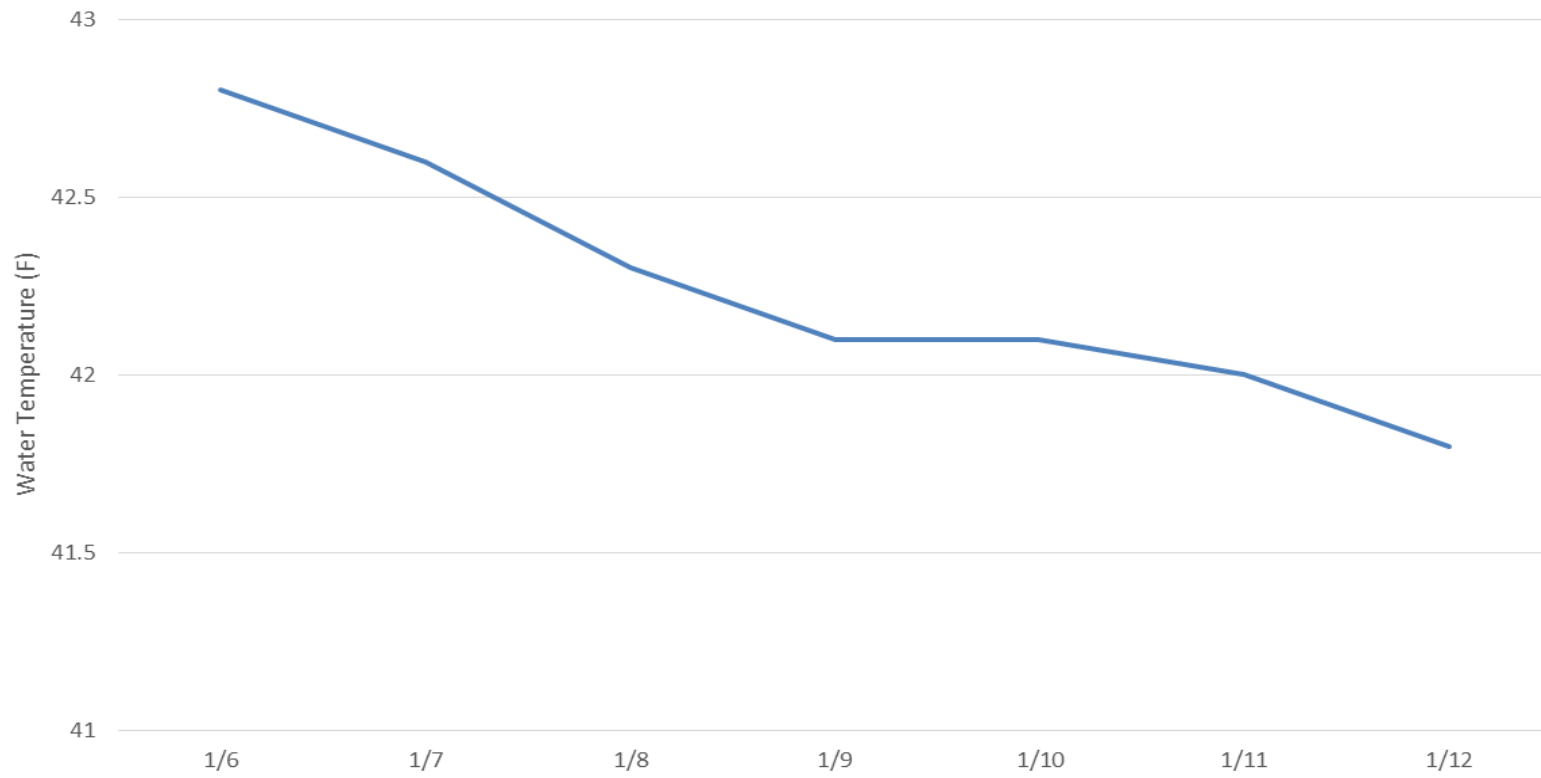
Research:

JDS and JDN Adult PIT systems are in service and detecting PIT tags since 3/1/18.

Uof I crew continues monitoring the RT Adult Lamprey passage at both JD Adult Fishways.

MOYNAHAN.KEVIN.PATRICK.1393959157
E-Signed by MOYNAHAN.KEVIN.PATRICK.1393959157
VERIFY authenticity with ApproveIt 

JDA Tailwater Temperatures (F) (1/6/19 - 1/12/19)



JDA Collection Channel Velocity

Date 9-Jan-19

By: MDL

Bay(s)	Time	Sec.	Velocity (f/s)
0-2	1:08	68	2.65
2 - 4	2:19	139	2.54
4 - 6	3:31	211	2.50
6 - 8	4:45	285	2.43
8 - 10	5:57	357	2.50
10 - 12	7:05	425	2.65
12 - 14	8:19	499	2.43
14 - 16	9:36	576	2.34
16 - 18	10:40	640	2.81
			2.54

Bay 19 TW:	160.5
Turbine 2-3:	68 RPM

FPP Criteria: 1.5–4.0 feet per second (2 fps optimum)

John Day Weekly Averages

	Temp:	Secchi:	Fallbacks
Sun	42	6.0	NA
Mon	42	6.0	NA
Tue	42	6.0	NA
Wed	41	6.0	NA
Thur	41	6.0	NA
Fri	41	6.0	NA
Sat	41	6.0	NA
AVG:	41	AVG: 6.0	AVG/Sample #DIV/0!
			MAX 0
			MIN 0

	NE1	NE2	S.Ent	SE1	N.Ent	JBS Diff	Bay19
Sun	9.2	9.2	1.5	8.0	OOS	4.6	1.6
Sun					OOS		
Mon	9.4	9.4	1.5	8.5	OOS	4.6	1.8
Mon					OOS		
Tues	9.0	9.0	1.5	8.2	OOS	4.6	1.6
Tues					OOS		
Wed	10.0	10.0	1.5	8.0	OOS	4.6	1.5
Wed					OOS		
Thur	9.1	9.1	1.6	8.0	OOS	4.6	1.5
Thur					OOS		
Fri	8.4	8.4	1.5	8.3	1.3	4.6	1.3
Fri					OOS		
Sat	OOS	OOS	OOS	OOS	1.3	4.6	1.6
Sat							
AVG:	9.2	9.2	1.5	8.2	1.3	4.6	1.6

JDA Bird Counts: 1/13/19 to 1/19/19

NF(1): Non-Forage AM Survey NF(2): Non-Forage PM Survey

Date	Zone	Gulls				Cormorant				Caspian tern				White Pelican				Grebe				Total
		F(1)	F(2)	NF(1)	NF(2)	F(1)	F(2)	NF(1)	NF(2)	F(1)	F(2)	NF(1)	NF(2)	F(1)	F(2)	NF(1)	NF(2)	F(1)	F(2)	NF(1)	NF(2)	
13-Jan	PHFB	0	0	0	0	0	0	0	0	0	0	0	0	0	0	0	0	0	0	0	0	0
13-Jan	SWFB	0	0	0	0	0	0	0	0	0	0	0	0	0	0	0	0	0	0	0	0	0
13-Jan	PH1	0	0	0	0	5	0	0	0	0	0	0	0	0	0	0	0	2	0	1	0	8
13-Jan	PH2	0	0	0	0	0	0	0	0	0	0	0	0	0	0	0	0	0	0	0	0	0
13-Jan	PH3	0	0	0	0	0	0	0	0	0	0	0	0	0	0	0	0	0	0	0	0	0
13-Jan	SW1	0	0	0	0	0	0	0	0	0	0	0	0	0	0	0	0	0	0	0	0	0
13-Jan	SW2	0	0	0	0	0	0	0	0	0	0	0	0	0	0	0	0	0	0	0	0	0
13-Jan	SW3	0	0	0	0	0	0	44	0	0	0	0	0	0	0	0	0	0	0	0	0	44
Avg/Survey		0	0	0	0	3	22	0	0	0	0	0	0	0	0	0	0	1	1	0	0	52
14-Jan	PHFB	0	0	0	0	0	0	1	0	0	0	0	0	0	0	0	0	0	0	0	0	1
14-Jan	SWFB	0	0	0	0	0	0	0	0	0	0	0	0	0	0	0	0	0	0	0	0	0
14-Jan	PH1	0	0	0	0	5	0	0	0	0	0	0	0	0	0	0	0	0	0	0	0	5
14-Jan	PH2	0	0	0	0	0	0	0	0	0	0	0	0	0	0	0	0	0	0	0	0	0
14-Jan	PH3	0	0	0	0	0	0	0	0	0	0	0	0	0	0	0	0	0	0	0	0	0
14-Jan	SW1	0	0	0	0	0	0	0	0	0	0	0	0	0	0	0	0	0	0	0	0	0
14-Jan	SW2	0	0	0	0	0	0	0	0	0	0	0	0	0	0	0	0	0	0	0	0	0
14-Jan	SW3	0	0	0	0	0	0	58	0	0	0	0	0	0	0	0	0	0	0	0	0	58
Avg/Survey		0	0	0	0	3	30	0	0	0	0	0	0	0	0	0	0	0	0	0	0	64
15-Jan	PHFB	0	0	0	0	0	0	0	0	0	0	0	0	0	0	0	0	0	0	0	0	0
15-Jan	SWFB	0	0	0	0	0	0	0	0	0	0	0	0	0	0	0	0	0	0	0	0	0
15-Jan	PH1	0	0	0	0	0	0	0	0	0	0	0	0	0	0	0	0	0	0	0	0	0
15-Jan	PH2	0	0	0	0	0	0	0	0	0	0	0	0	0	0	0	0	0	0	0	0	0
15-Jan	PH3	0	0	0	0	0	0	0	0	0	0	0	0	0	0	0	0	0	0	0	0	0
15-Jan	SW1	0	0	0	0	0	0	0	0	0	0	0	0	0	0	0	0	0	0	0	0	0
15-Jan	SW2	0	0	0	0	0	0	49	0	0	0	0	0	0	0	0	0	0	0	0	0	49
15-Jan	SW3	0	0	0	0	0	0	0	0	0	0	0	0	0	0	0	0	0	0	0	0	0
Avg/Survey		0	0	0	0	0	25	0	0	0	0	0	0	0	0	0	0	0	0	0	0	49
16-Jan	PHFB	0	0	0	0	0	0	4	0	0	0	0	0	0	0	0	0	0	0	0	0	4
16-Jan	SWFB	0	0	0	0	0	0	3	0	0	0	0	0	0	0	0	0	0	0	0	0	3
16-Jan	PH1	3	0	0	0	2	0	0	0	0	0	0	0	0	0	0	0	0	0	0	0	5
16-Jan	PH2	0	0	0	0	0	0	0	0	0	0	0	0	0	0	0	0	0	0	0	0	0
16-Jan	PH3	0	0	0	0	0	0	0	0	0	0	0	0	0	0	0	0	0	0	0	0	0
16-Jan	SW1	0	0	0	0	0	0	0	0	0	0	0	0	0	0	0	0	0	0	0	0	0
16-Jan	SW2	0	0	0	0	0	0	27	0	0	0	0	0	0	0	0	0	0	0	0	0	27
16-Jan	SW3	0	0	0	0	0	0	0	0	0	0	0	0	0	0	0	0	0	0	0	0	0
Avg/Survey		2	0	0	0	1	17	0	0	0	0	0	0	0	0	0	0	0	0	0	0	39

JDA Bird Counts: 1/13/19 to 1/19/19

NF(1): Non-Forage AM Survey NF(2): Non-Forage PM Survey

Date	Zone	Gulls				Cormorant				Caspian tern				White Pelican				Grebe				Total
		F(1)	F(2)	NF(1)	NF(2)	F(1)	F(2)	NF(1)	NF(2)	F(1)	F(2)	NF(1)	NF(2)	F(1)	F(2)	NF(1)	NF(2)	F(1)	F(2)	NF(1)	NF(2)	
17-Jan	PHFB	0	0	0	0	0	0	25	0	0	0	0	0	0	0	0	0	0	0	0	0	25
17-Jan	SWFB	0	0	0	0	0	0	2	0	0	0	0	0	0	0	0	0	0	0	0	0	2
17-Jan	PH1	1	0	0	0	3	0	0	0	0	0	0	0	0	0	0	0	0	0	0	0	4
17-Jan	PH2	0	0	0	0	0	0	0	0	0	0	0	0	0	0	0	0	0	0	0	0	0
17-Jan	PH3	0	0	0	0	0	0	0	0	0	0	0	0	0	0	0	0	0	0	0	0	0
17-Jan	SW1	0	0	0	0	0	0	0	0	0	0	0	0	0	0	0	0	0	0	0	0	0
17-Jan	SW2	0	0	0	0	0	0	14	0	0	0	0	0	0	0	0	0	0	0	0	0	14
17-Jan	SW3	0	0	0	0	0	0	0	0	0	0	0	0	0	0	0	0	0	0	0	0	0
Avg/Survey		1		0		2		21		0		0		0		0		0		0		45
18-Jan	PHFB	0	0	0	0	0	0	16	0	0	0	0	0	0	0	0	0	0	0	0	0	16
18-Jan	SWFB	0	0	0	0	0	0	0	0	0	0	0	0	0	0	0	0	0	0	0	0	0
18-Jan	PH1	1	0	0	0	5	0	0	0	0	0	0	0	0	0	0	0	0	0	0	0	6
18-Jan	PH2	0	0	0	0	0	0	0	0	0	0	0	0	0	0	0	0	0	0	0	0	0
18-Jan	PH3	0	0	0	0	0	0	0	0	0	0	0	0	0	0	0	0	0	0	0	0	0
18-Jan	SW1	0	0	0	0	0	0	0	0	0	0	0	0	0	0	0	0	0	0	0	0	0
18-Jan	SW2	0	0	0	0	0	0	0	0	0	0	0	0	0	0	0	0	0	0	0	0	0
18-Jan	SW3	0	0	0	0	0	0	0	0	0	0	0	0	0	0	0	0	0	0	0	0	0
Avg/Survey		1		0		3		8		0		0		0		0		0		0		22
19-Jan	PHFB	0	0	0	0	0	0	0	0	0	0	0	0	0	0	0	0	0	0	0	0	0
19-Jan	SWFB	0	0	0	0	0	0	8	0	0	0	0	0	0	0	0	0	0	0	0	0	8
19-Jan	PH1	1	0	0	0	3	0	0	0	0	0	0	0	0	0	0	0	0	0	0	0	4
19-Jan	PH2	0	0	0	0	0	0	0	0	0	0	0	0	0	0	0	0	0	0	0	0	0
19-Jan	PH3	0	0	0	0	0	0	0	0	0	0	0	0	0	0	0	0	0	0	0	0	0
19-Jan	SW1	0	0	0	0	4	0	0	0	0	0	0	0	0	0	0	0	0	0	0	0	4
19-Jan	SW2	0	0	0	0	0	0	0	0	0	0	0	0	0	0	0	0	0	0	0	0	0
19-Jan	SW3	0	0	0	0	0	0	0	0	0	0	0	0	0	0	0	0	0	0	0	0	0
Avg/Survey		1		0		4		4		0		0		0		0		0		0		16
Totals		Gulls				Cormorant				Caspian tern				White Pelican				Grebe				Total
		F		NF		F		NF		F		NF		F		NF		F		NF		
Weekly Total		6		0		27		251		0		0		0		0		2		1		287
Avg/Survey		0		0		2		18		0		0		0		0		0		0		21

#####

John Day Dam
Avian Zones

